



2020 Visual Impression

Create high-quality 3D visualizations of office environments for every project quickly and easily.

With the 2020 Visual Impression mobile application, publish your images to the cloud so that your sales people can access them remotely via iPad® for more effective client presentations.

2020spaces.com/2020VisualImpression

2020 Visual Impression

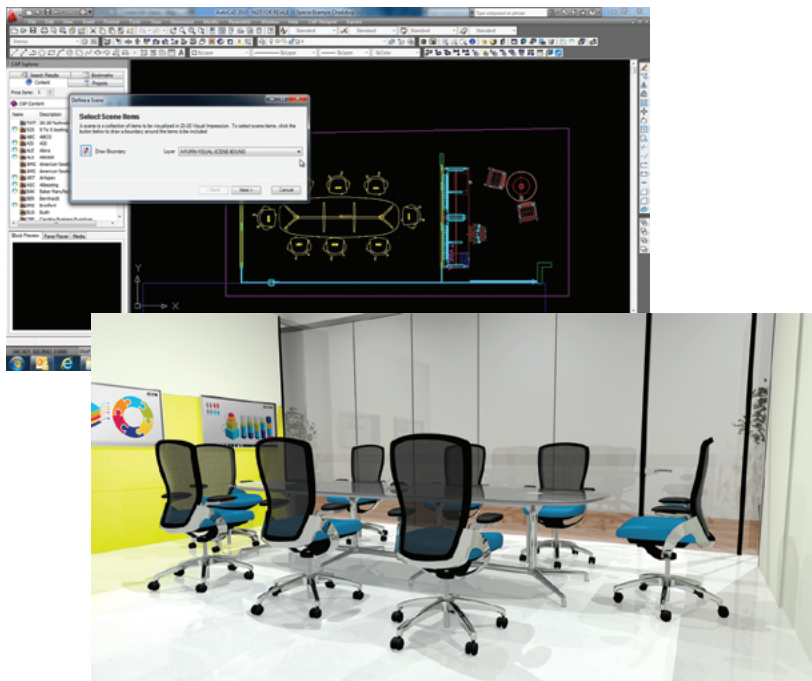
The Challenge

As technology evolves and marketplace pressure increases, customer expectations are higher than ever before—clients expect to see high-quality, 3D renderings of their projects. Office furniture dealers that decide not to produce rendered images run a very real risk of losing to the competition. But using 3D rendering tools can be expensive, often requiring a dedicated in-house person or an outsourced resource. Either way, it takes tremendous effort to load all the necessary manufacturer-specific data into a rendering application.

The Solution

2020 Visual Impression is an easy-to-use software solution that allows you to produce high-quality, 3D visualizations of office environments as part of your normal design and specification process. Fully integrated with 2020 Cap, 2020 Giza and 2020 Worksheet, you can create visualizations using actual fabrics and finishes from the widest selection of manufacturer catalogs available.

The visualizations are more than just static 3D renderings; they are dynamic 3D presentations. You can move, pan and zoom within the scene to get an exceptionally real feel for what the final design will look like. **Avoid the tough choice of which projects to visualize. With 2020 Visual Impression, you can do them all. Build your clients' confidence by showing them exactly what they are buying.**



Simply select “Visualize” from the drop-down menu in 2020 Cap, 2020 Giza or 2020 Worksheet to generate a scene in 2020 Visual Impression.

Benefits

Visualize every project

Generate high-quality visualizations quickly as a part of your normal workflow with seamless integration to 2020 Cap, 2020 Giza and 2020 Worksheet.

Eliminate errors

Get your entire operation working with the same set of tools to ensure the exchange of accurate information. Eliminate manually rekeying information into a separate rendering application.

Reduce design iterations

Generate visualizations of key scenes and get feedback early in the design process to reduce the number of design iterations per project.

Give clients more choice

Visually specify actual fabrics and finishes from the largest number of manufacturer catalogs available. Plus, add custom fabrics and finishes.

Shorten the sales cycle

Win more orders because your clients will be able to visualize the space with actual fabrics and finishes and really understand what the design will look like.

Features

Simple scene navigation

Navigate scenes with an easy-to-use interface. Even new users can quickly create full-scene visualizations without the learning curve of other popular rendering applications.

Animations

Immerse your clients in their space by animating movements from place to place, allowing them to see the space from different points of view. Record the animation with comments to highlight points of interest for your client to review or share with others.

Showcase specials

Visualize specials in a room alongside standard products. Show the specials in accurate, manufacturer-specific finishes and in context with other furniture in the space.

Benefits for Sales

Produce dynamic presentations

Create high-quality presentations on your iPad® to engage your client using images created in 2020 Visual Impression by your design team.

Decrease revision time

Collect and send client feedback to your designers electronically during your sales presentation and get revisions back to your client in record time.

Communicate more accurately

Place callouts right on the scene to pinpoint revisions and ensure the designer knows exactly what to change.

Benefits for Designers

Extend the impact of 2020 Visual Impression

Publish 2020 Visual Impression images you create to the cloud for your sales team to present to your clients on an iPad®. Your designs will shine on the latest technology.

Stay engaged

Organize relevant scenes, finishes and other images to help your sales people prepare for client presentations.

Collaborate electronically

Gain and keep control of your schedule by collaborating with sales people electronically. Use discussion threads and notifications to communicate regarding client feedback and project status.

Make revisions quickly

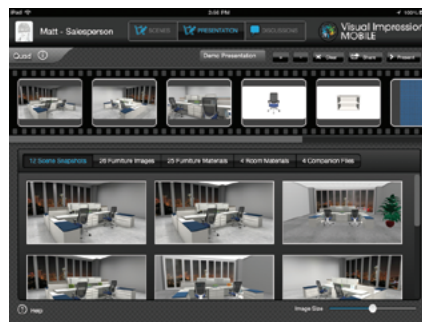
Make necessary revisions even before the salesperson has returned to the office. Reduce design iterations by getting the information right the first time.

2020 Visual Impression Mobile


With the 2020 Visual Impression Mobile app, your sales teams can use the Apple iPad® to make presentations to clients using images created in 2020 Visual Impression.

The app extends the power of 2020 Visual Impression allowing sales teams to access designs remotely and send client feedback to the designer in real time—making the iteration process more efficient.

Collaborate with designers from anywhere, shorten sales cycles and improve customer satisfaction with 2020 Visual Impression and 2020 Visual Impression Mobile.



Create presentations in 2020 Visual Impression Mobile that feature images from 2020 Visual Impression, fabrics, finishes, quotes, product brochures and more.



Callout comments to communicate client feedback or indicate necessary revisions. Hold electronic discussions between sales people and designers.

Get Started with Visual Impression Mobile

1. Download the app from iTunes.
2. Receive a project invite from your designer.
3. Impress clients and shorten your sales cycle!



▼ Download the app



About 2020

2020 helps professional designers, retailers and manufacturers in the interior design and furniture industries capture ideas, inspire innovation and streamline processes. By providing end-to-end solutions and the world's largest collection of manufacturers' catalogs, 2020 provides businesses with the software and content to be more efficient, integrated and productive.



Professional

Enabling professional designers to create kitchens, bathrooms, closets and commercial offices which look as stunning on the screen as they will in reality.



Manufacturing

Providing furniture and cabinet manufacturers a complete manufacturing operations management capability developed to meet their needs.



Retail

Empowering interior home improvement retailers to inspire the imagination of their customers and accelerate decision making.



System Recommendations

Operating System: Microsoft Windows 8 (64 or 32 Bit), Windows 7 (64 or 32 Bit) with latest service packs

Processor: Intel or AMD processor 1.6GHz or higher (multi core CPU recommended)

Memory: 2 GB (4 GB or more recommended)

Hard Drive: 6-10 GB free disk space for software (size requirements for manufacturer catalogs will vary).

DVD Drive

Screen Resolution: 1280 x 1024

Video Card: A mid-level to high-end 3D-capable video card is recommended with 512MB video memory. A "Windows Experience Index" of 3.0 or higher in Windows 7 is suggested.

Security Device: USB port

AutoCAD® by Autodesk: (required for 2020 Cap only) 2012, 2013, 2014, 2015 or AutoCAD® Architectural 2012, 2013, 2014, 2015

Network Environment: Windows® 2008 Server or better.

NOTE: 2020 does not support Terminal Server/Citrix environments.

TF: +1.800.227.0038 T: +1.616.454.0000 F: +1.616.454.4140 E: commercial.sales@2020spaces.com

2020spaces.com

2020 Headquarters

20-20 Technologies, Inc.
400 Armand-Frappier Blvd.
Suite 2020
Laval, QC Canada H7V 4B4

Worldwide Offices

Americas

Laval, QC, Canada
Cary, NC, USA
Foxboro, MA, USA
Grand Rapids, MI, USA
São Paulo, Brazil

Europe

Wiener Neustadt, Austria
Mouans-Sartoux, France
Osnabrück, Germany
Ashford, UK
Bolton, UK

Asia-Pacific

Dhaka, Bangladesh
Beijing, China
Dongguan, China
Shanghai, China
Pune, India