

## Obtaining a 2020 Catalog

You will first need to obtain the manufacturer catalog; either from a CD, the manufacturer's website or the 2020.net portal. In most circumstances, the catalog will have a .zip extension (example sampleF.zip), but on rare occasions the file will have an .exe extension. If your catalog has an .exe. extension, simply double click to install. If your catalog has a .zip extension, follow the steps below to install it.

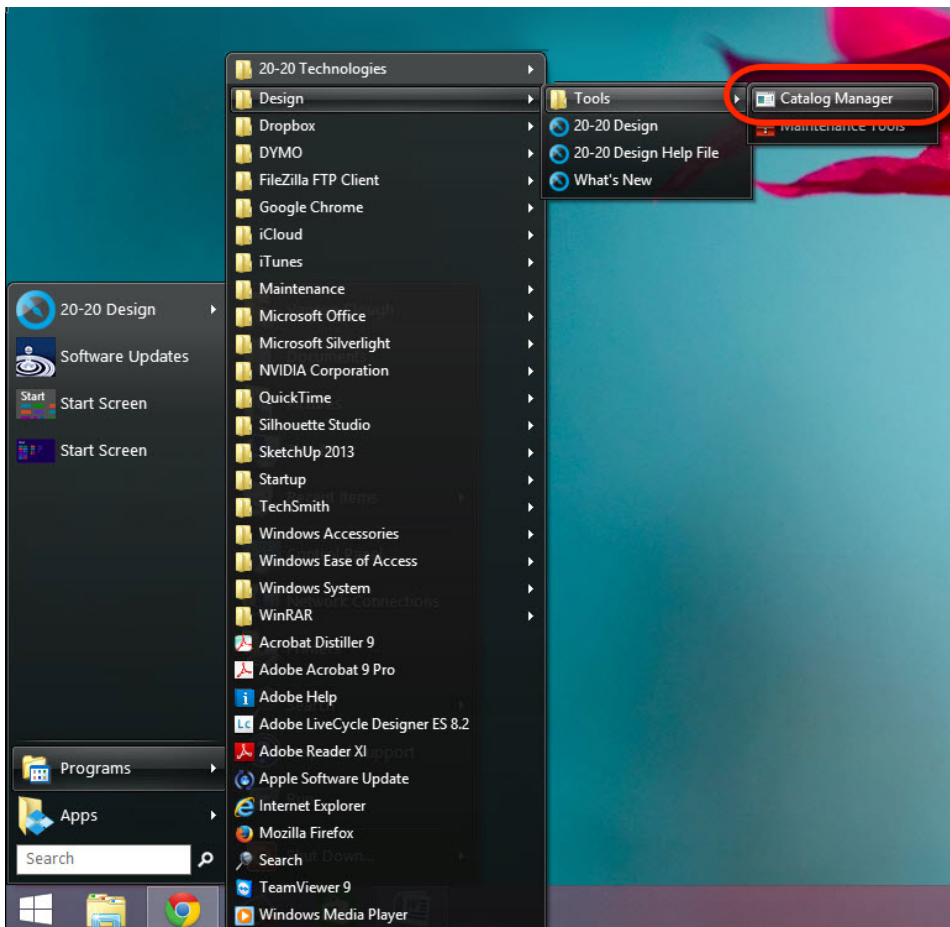


**Tip:** It's a good idea to download all of your manufacturer catalogs to a specific folder on your computer, external hard drive, or network server. This will make it easy to find the catalog(s) during installation or when you may need them at a later date.

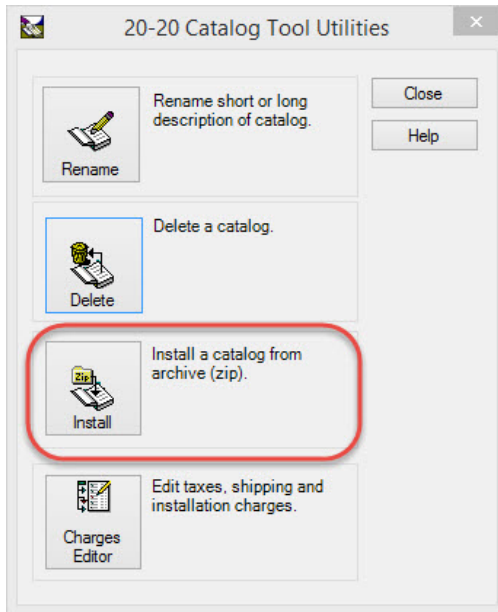
## Installing a Catalog (.zip extension)

To install a manufacturer catalog, first close 2020 Design and then follow the steps below:

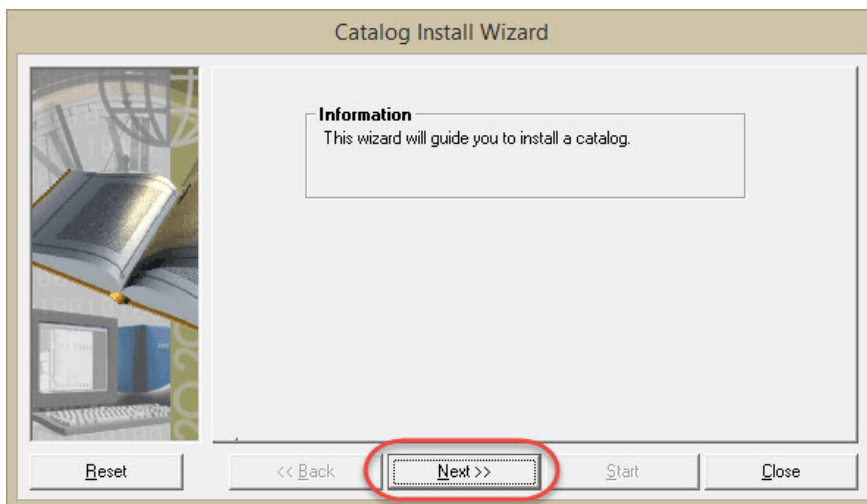
1. Open 2020 Design's **Catalog Manager** from the Tools folder in the Design program group located in the Windows Start Menu or from the 2020 shortcut bar.



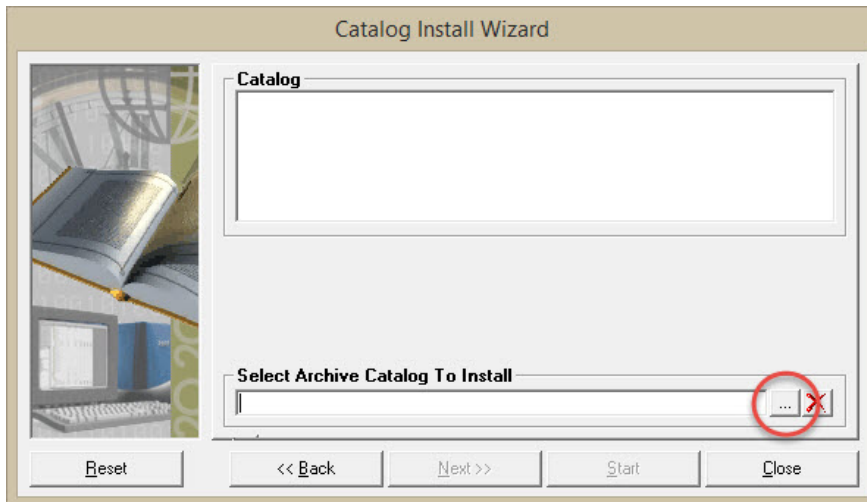
2. In the Catalog Tool Utilities window, click the **Install** icon.



3. Click **Next**.

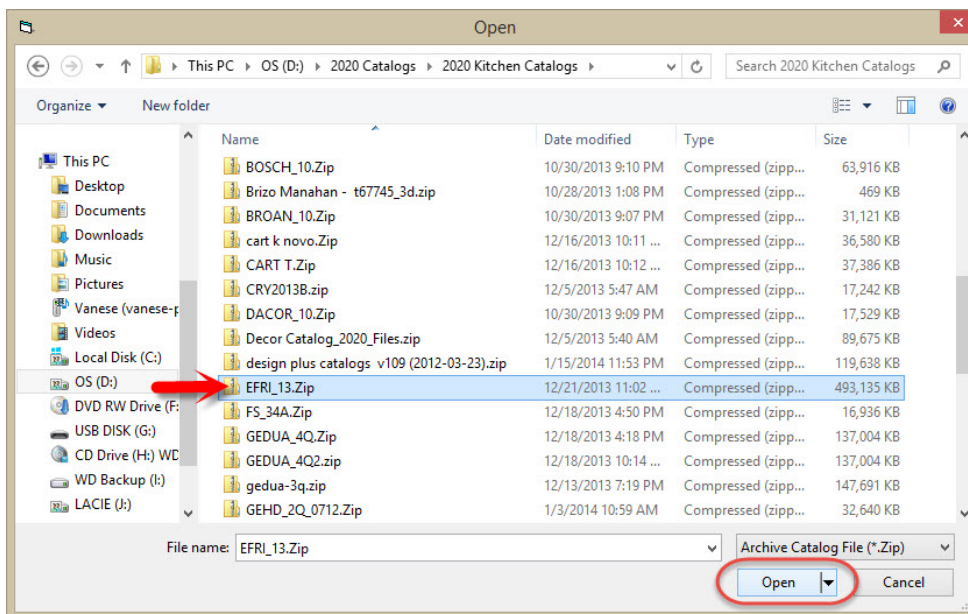


4. Click '...' and browse to locate your catalog.

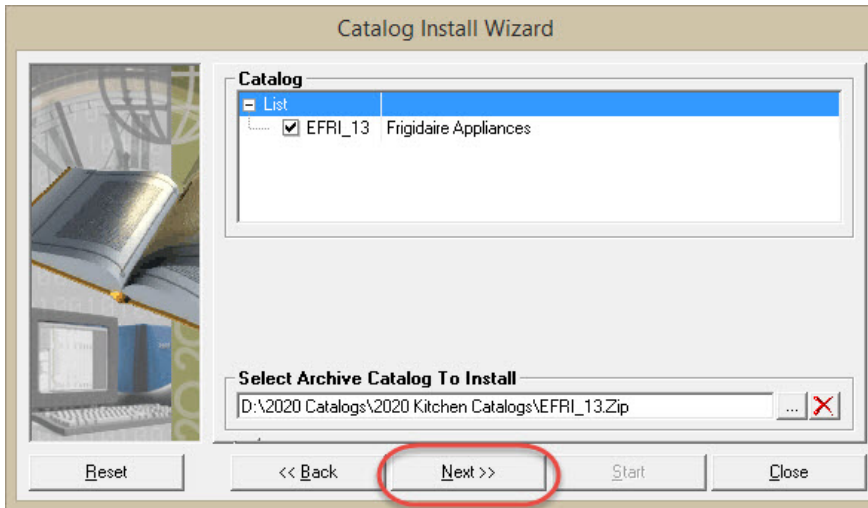


If you've saved your manufacturer catalogs to a specific folder on your computer, external hard drive, or network server, browse to that location to find your catalog.

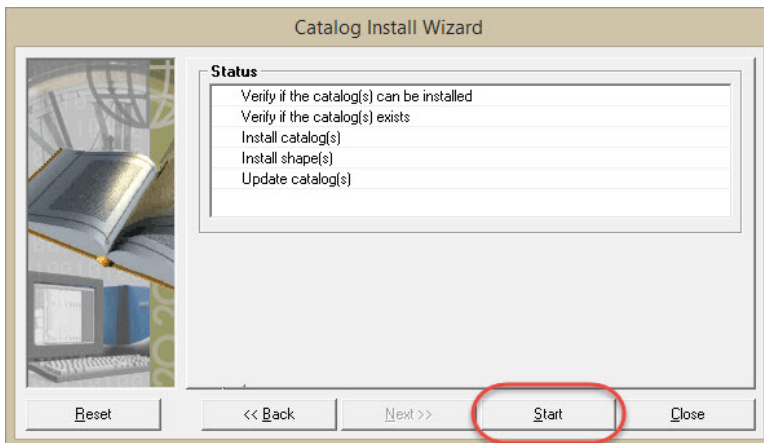
Select your catalog zip file and click **Open**.



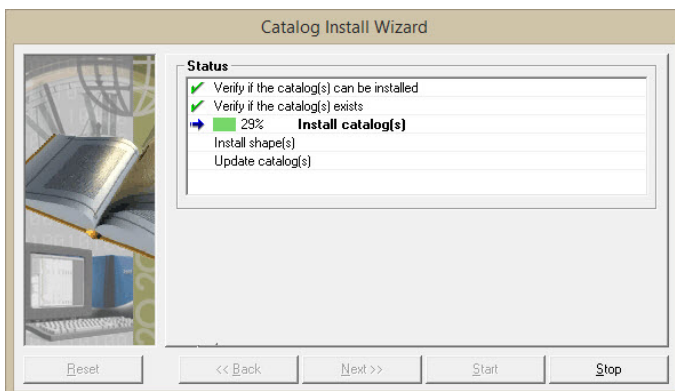
5. Click **Next**.



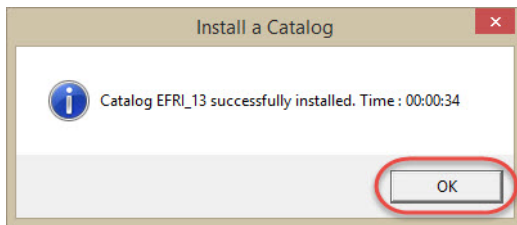
6. Click **Start**.



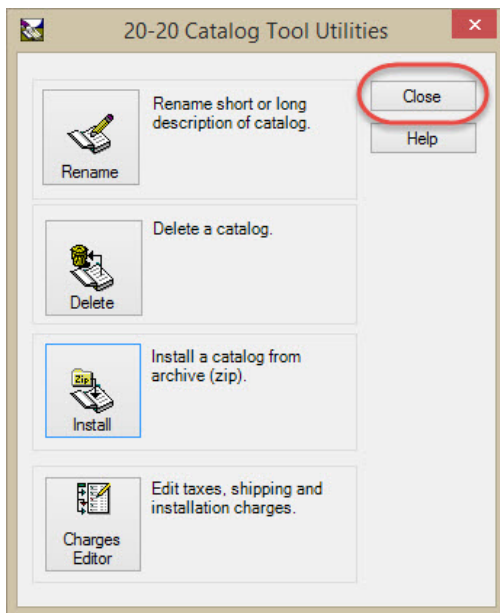
The catalog installation will start, and you will see the progress in a pop-up window.



7. In the success window, click **OK**.



8. Repeat to install more catalogs or click **Close** to close the Catalog Tools window.



Open 2020 Design, and the newly installed catalog(s) will appear in the catalog list along with 2020 Design's default catalogs and any other catalogs you may have installed. The catalog zip file is no longer needed; you can delete it if necessary or store it for future installations.

### 2020 Headquarters

**20-20 Technologies, Inc.**  
400 Armand-Frappier Blvd.  
Suite 2020  
Laval, QC Canada H7V 4B4

### Worldwide Offices

**Americas**  
Laval, QC, Canada  
Cary, NC, USA  
Foxboro, MA, USA  
Grand Rapids, MI, USA  
São Paulo, Brazil

**Europe**  
Wiener Neustadt, Austria  
Mouans-Sartoux, France  
Osnabrück, Germany  
Ashford, UK  
Bolton, UK

**Asia-Pacific**  
Dhaka, Bangladesh  
Guangzho, China  
Shanghai, China  
Pune, India