



## 2020 Commercial Software v2016

### Introduction

The 2020 Commercial Software 2016 release provides many enhancements that will allow users to work more efficiently and effectively. These changes apply to all users of Commercial software: 2020 Worksheet, 2020 Cap, 2020 Giza and 2020 Visual Impression. Across all applications, users will experience these changes as beneficial to their daily routines and common workflows.

### When will v2016 be Available?

The software release will be available as part of the May 2016 disc set; it will be an additional disc with the catalog discs. The new version of the software is available internally from a local server location as an ISO image and as a burned DVD. Please see QA for more information.

### 2020 Cap

#### Support for AutoCAD 2017

2020 Cap now fully supports AutoCAD 2017, the most up-to-date and advanced version of AutoCAD available. Through the support of AutoCAD 2017, 2020 Cap users can take advantage of AutoCAD's new and useful functions, making their daily work both easier and efficient.

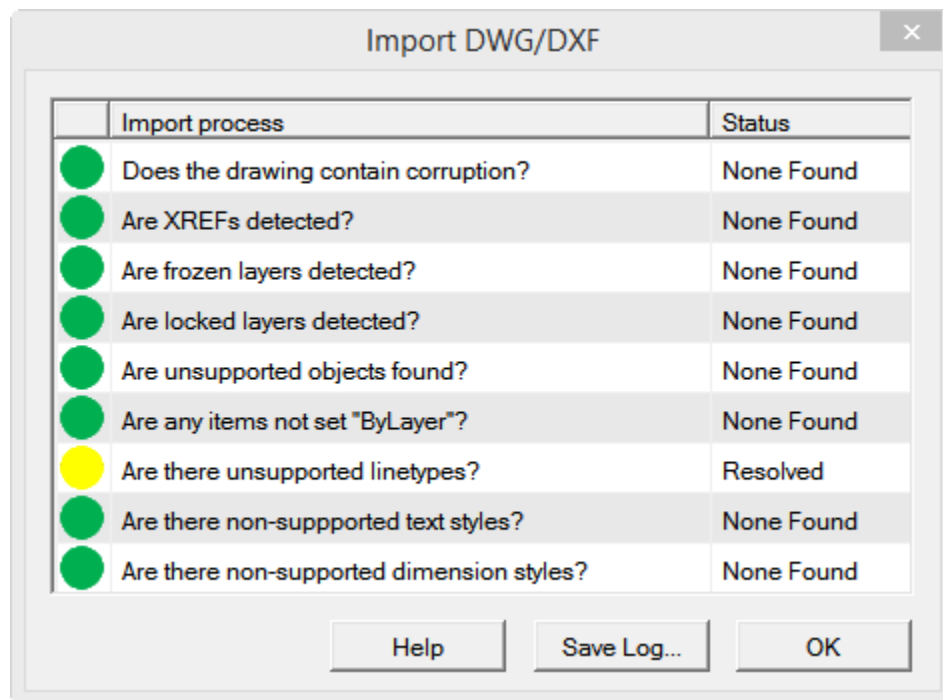
#### Building, Floor, Department, Person values

Using the Building, Floor, Department, Person criteria within a drawing will allow values to be set in a natural way, using the items' location within the space. These criteria apply in the same manner as Alias values. Once applied to the items within the drawing, the values persist through a take-off and allow for sorting, subtotaling, selecting, and Option Clipboard use based on the criteria value. These additional attributes do not replace the use of Alias, but complement it. The new values of "Building", "Floor", "Department", and "Person" are present in all locations within 2020 Cap where the creation, viewing, editing, removing, or reusing of an "Alias" value exists.

## 2020 Giza

### AutoCAD Import Enhancements

The AutoCAD import feature in Giza has been enhanced to trap and fix common issues found during an AutoCAD import. Giza users can import the AutoCAD files that they receive from their A&D firms with more confidence as issues are now resolved during the import when possible and notification of the issue(s) given in a new dialog window. Various checks are run during the import, as shown in this dialog box:



## 2020 Worksheet

### 2020 Worksheet Color Column

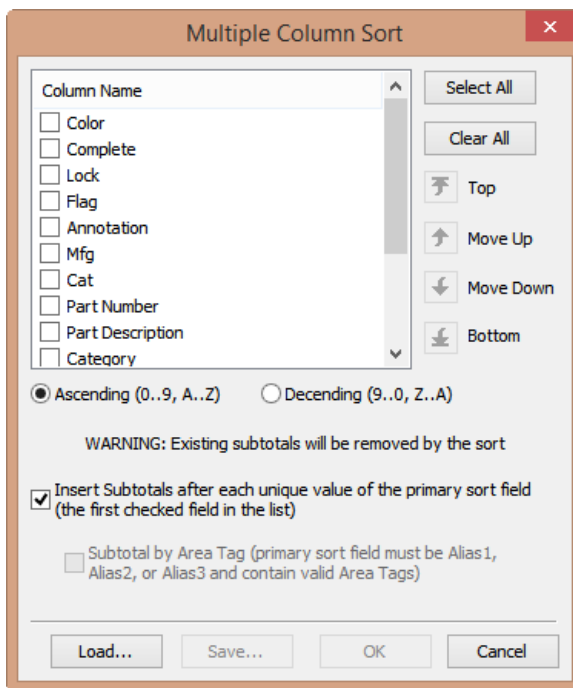
Designers want to quickly and easily see groups of items in their worksheet. The fastest way to make items stand out is by color. Colors may be used to represent truck loading order, unloading/stage area, installation sequence, item type, area "membership" (department, group, etc.), manufacturer, catalog, etc.

The new Color column is added to the Worksheet and turned on as a default when you first load v2016.

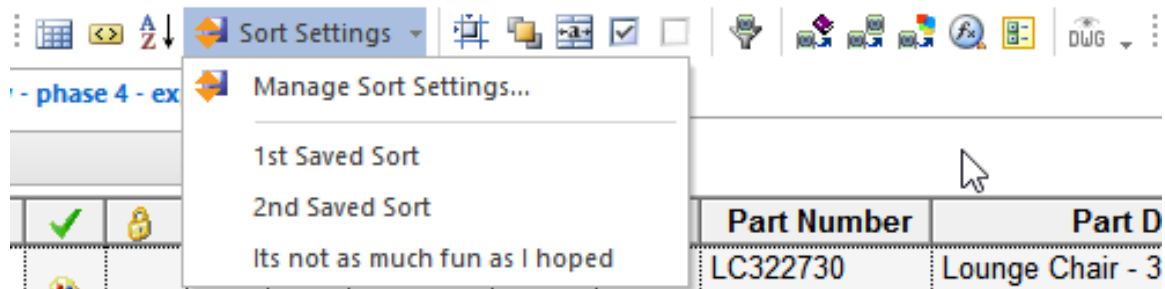


## Ability to save Sort criteria

Worksheet now allows you to save your sort order to a file for re-use or to share with your co-workers. Saving sort files is similar to discounts and discount schedules or Report Designs. These save time and add efficiency to the design and specification process in Worksheet.



You can save sorts using the “Multiple Sort” dialog or from “Manage Settings” in the Sort Settings Toolbar. Sort Settings may also be loaded through a toolbar drop list.



Sort Settings are saved to a default folder or the user may specify their own location within Preferences.

## General

### Modern Casual Furniture Added to DMO Catalog

DMO now includes a wider assortment of casual and lounge furniture, allowing more flexibility when furniture for reception, lounge, and common areas is needed that is not manufacturer-specific. These additions are contemporary and more easily blend with the latest offerings from furniture manufacturers.

