
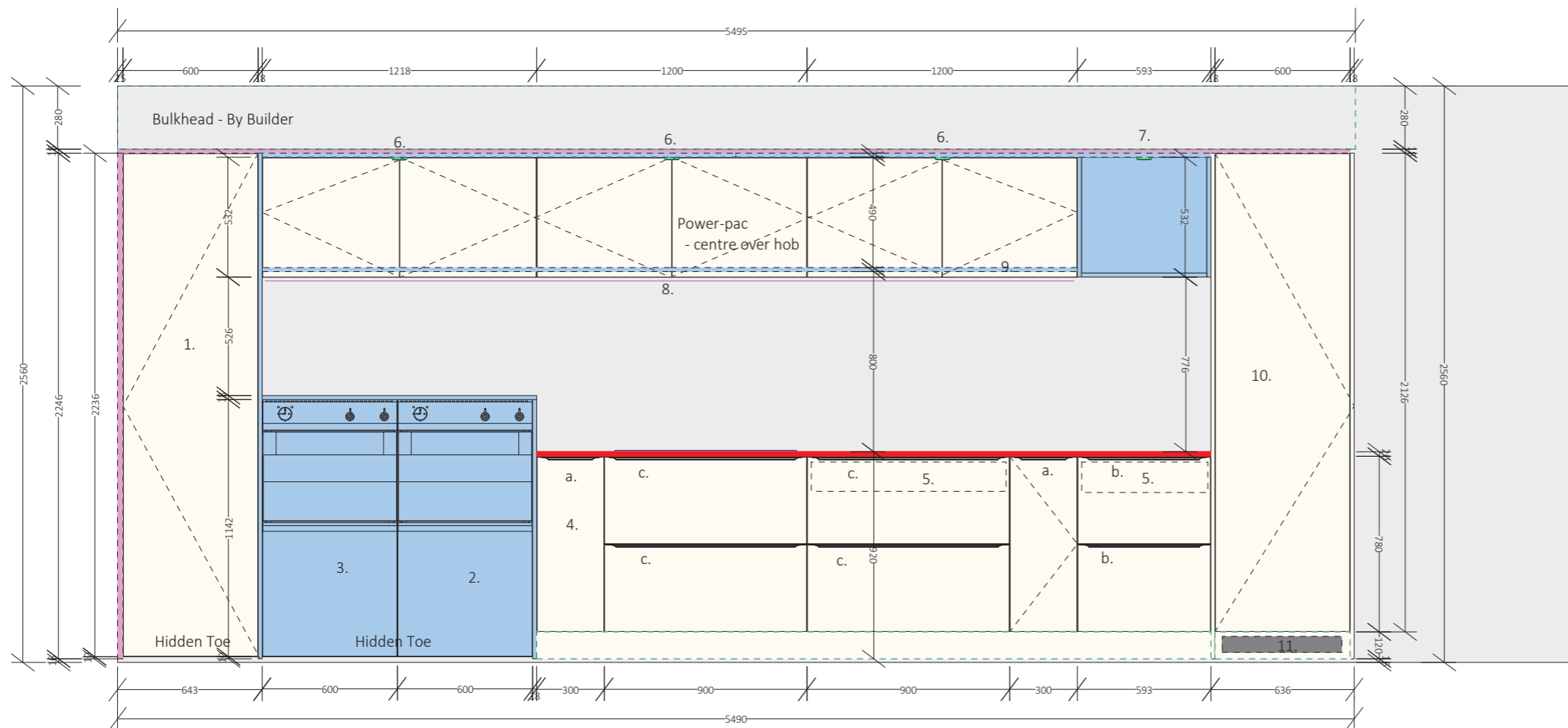


All dimensions size designations given are subject to verification on job site and adjustment to fit job conditions.

NCDESIGN  This is an original design and must not be copied or released until applicable fee has been paid or job order placed

This is an original design and must not be released or copied unless applicable fee has been paid or job order placed.

Designed: 28/05/2018
Printed: 30/05/2018



1. Giamo Chef Larder PU210.60SL
 2. Blum Tandembox Antaro D
+ Tip-on
+ 3 Orga-line Dividing Wall
 3. Blum Tandembox Antaro D
+ Tip-on
 4. Giamo GSMR300.SL
 5. Blum Inner M + Latch
 6. Hafele 833.72.120 + 833.72.126
+ driver & fittings
- set 150mm in from front edge
 7. Hafele 833.72.120 + 833.72.126
+ driver & fitting
- set 632mm in from front edge (center of open unit)
 8. Hafele 833.73.490 + 833.72.841
+ driver & fittings
- set 13mm off rear wall (allows for 12mm splash-back)
 9. Melamine underpanel
- 300mm deep
- 32mm off rear wall (allows for splash-back & LED)
 10. Int. Fridge Panel
 11. Hafele 575.23.636 (or similar) Ventilation Grill
- Handles - Archant Furnipart Edge - Inox
- a. 0466IL
 - b. 2061IL
 - c. 3566IL

All dimensions _size designations given are subject to verification on job site and adjustment to fit job conditions.

NCDESIGN 
This is an original design and must not be copied or released until applicable fee has been paid or job order placed

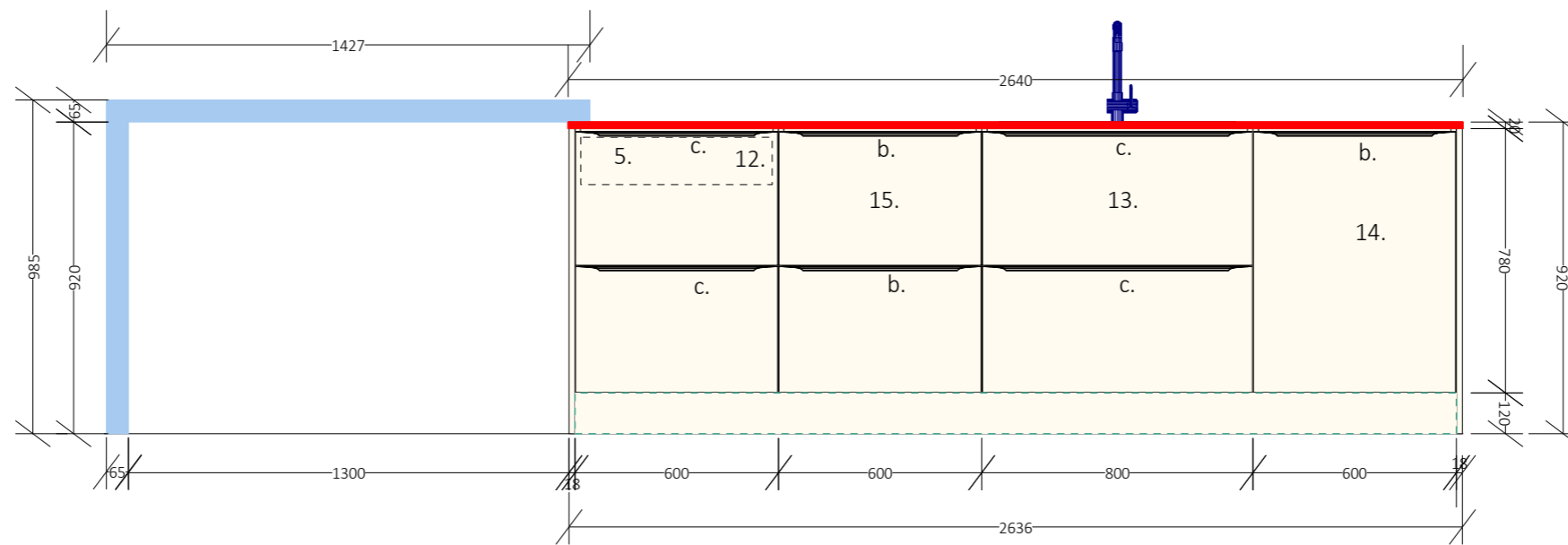
This is an original design and must not be released or copied unless applicable fee has been paid or job order placed.

Designed: 28/05/2018
Printed: 28/05/2018


Handles - Archant Furnipart Edge - Inox

- a. 0466IL
- b. 2061IL
- c. 3566IL

- 5. Blum Inner M + Latch
- 12. Access CT800.WT Cutlery Tray
- 13. Blum Tandembox Antaro Sink Drawer (or similar)
- 14. Int. Dishwasher
- 15. Tanova TBT60.21828 Bin System (+/- all drawer heights to suit)

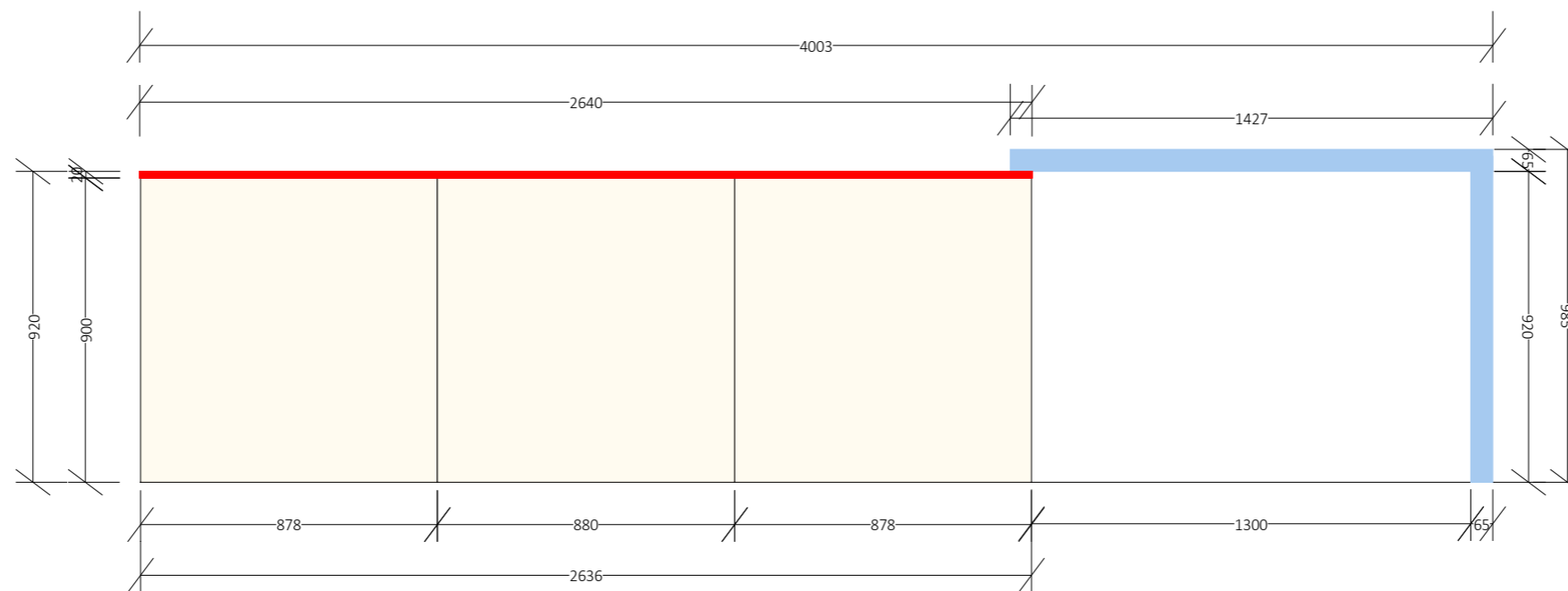


All dimensions _size designations given are subject to verification on job site and adjustment to fit job conditions.

NCDESIGN 
 This is an original design and must not be copied or released until applicable fee has been paid or job order placed

This is an original design and must not be released or copied unless applicable fee has been paid or job order placed.

Designed: 28/05/2018
 Printed: 30/05/2018

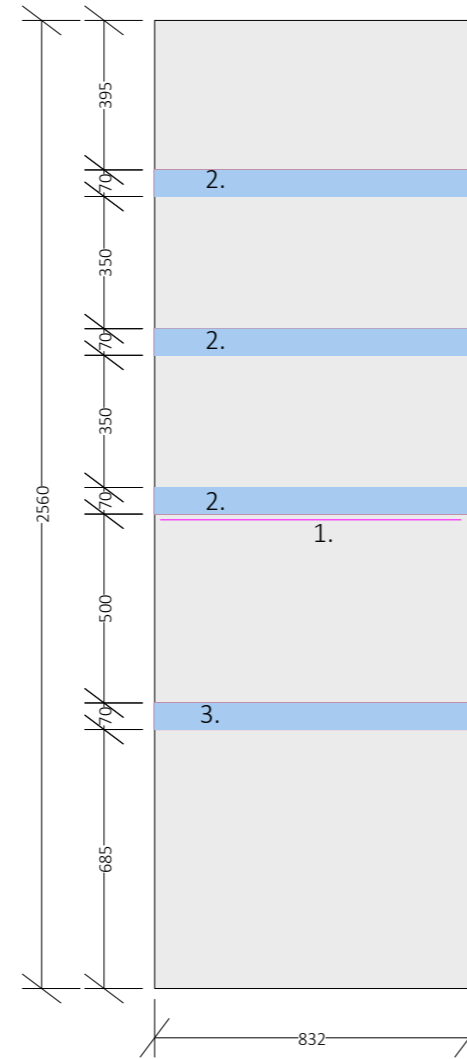


All dimensions & size designations given are subject to verification on job site and adjustment to fit job conditions.

NCDESIGN 
This is an original design and must not be copied or released until applicable fee has been paid or job order placed

This is an original design and must not be released or copied unless applicable fee has been paid or job order placed.

Designed: 28/05/2018
 Printed: 30/05/2018



- 1. Hafele 833.73.490 + 833.74.812
+ driver & fittings
- 2. Floating shelves 250mm
- hidden cleats
- 3. Desk - 500mm
- hidden cleats

All dimensions _size designations given are subject to verification on job site and adjustment to fit job conditions.

NCDESIGN 
This is an original design and must not be copied or released until applicable fee has been paid or job order placed

This is an original design and must not be released or copied unless applicable fee has been paid or job order placed.

Designed: 28/05/2018
 Printed: 30/05/2018