

Release notes

Virtual Planner 4.9.0.6

Version 1.0
Nov 30, 2018

DOCUMENT HISTORY

<i>Issue</i>	<i>Date</i>	<i>Author</i>	<i>Main Changes</i>
1.0	11/30/2018	Aditya Davale	Initial version
1.1	11/30/2018	Anup Khangan	Updated tested and approved configurations

For More Information

For more information, please contact:

400, Armand-Frappier Boulevard, Suite 2020
Laval, Québec
H7V 4B4

Tel. (514) 332-4110
Fax (514) 334-6043

Virtual Planner 4.9.0.6 Release Notes

Table of Contents

1	Release overview	4
2	Installation Instructions	4
3	List of modified files.....	5
4	Compressing Tools Information	6
5	Tested & Approved Configurations	7
6	Fixed Issues	8
7	Known Issues	8

Virtual Planner 4.9.0.6 Release Notes

1 Release overview

Please note this document is intended for software developers.

This document defines the delivery of version 4.9.0.6 which must be installed over **4.9.0.5**.

This release is for fixing the below bugs:

1. Fixing issues in Save, Print, Print All, Email, Facebook in 2D views for the Firefox, Safari Browsers.
2. Fix for the issue in Chrome (Version 69 64 Bit) where users not able to open the Saved designs.

Please note that this release does not change any player version.

Virtual planner will be using player 7.2.0.59 only for Chrome. Other version browsers remain using the same current player version 7.2.0.55 and Safari Version 11+ will have 7.2.0.56

2 Installation Instructions

- Extract the contents of **VP 4.9.0.5-VP 4.9.0.6 Differential.zip** into a temporary directory
- **Note-** Please note that merging client specific code is required. Keep the backup of client's folder.
- **UI\Pages Folder**
 - Make a backup of your current target directory (..\generic\UI\Pages)
 - Merge the non-minified files from temporary folder and back up folder. (..\generic\UI\Pages)
 - Run compressor and copy the updated files on your main site
- **UI\Pages\Popup Folder**
 - Make a backup of your current target directory (..\generic\UI\Pages\Popup)
 - Merge the non-minified files from temporary folder and back up folder. (..\generic\UI\Pages\Popup)
 - Run compressor and copy the updated files on your main site

- **Core\JavaScript_Src and Core\JavaScript Folder**
 - Make a backup of your current target directories (..\generic\Core\JavaScript_Src, ..\generic\Core\JavaScript)
 - Merge the non-minified files from temporary folder and back up folder. (..\generic\Core\JavaScript_Src)
 - Run compressor and copy the updated files from (..\generic\Core\JavaScript_Src) and (..\generic\Core\JavaScript) on your main site in respective folders
- **UICore\JavaScript_Src and Core\JavaScript Folder**
 - Make a backup of your current target directories (..\generic\UICore\JavaScript_Src, ..\generic\UICore \JavaScript)
 - Merge the non-minified files from temporary folder and back up folder. (..\generic\UICore \JavaScript_Src)
 - Run compressor and copy the updated files from (..\generic\ UICore \JavaScript_Src) and (..\generic\ UICore \JavaScript) on your main site in respective folders
- **UIConfig\uiconfig.xml**
 - Make a backup of your current uiconfig.xml file (..\generic\UIConfig\uiconfig.xml)
 - Merge the file from temporary folder and back up folder. (..\generic\UIConfig\uiconfig.xml)
 - Copy the merged uiconfig.xml file from temporary folder to your main site(..\generic\UIConfig\uiconfig.xml)
- **Version.htm**
 - Make a backup of your current version file (..\generic\UI\Pages\version.htm)
 - Copy the version file from temporary folder to your main site(..\generic\UI\Pages\version.htm)

3 List of modified files

Here is the list of the modified files with respect to version 4.9.0.6:

generic\Core folder-

\generic\Core\JavaScript\RPInterface_All.js
\generic\Core\JavaScript_Src\RPFunctions3D_ItemMgr.js

generic\UI folder-

\generic\UI\Pages\version.htm

```
\generic\UI\Pages\ VPUIFacebook.js  
\generic\UI\Pages\_ VPUIPlannerFrame_All.js  
\generic\UI\Pages\_ VPUIDashboardFrame_All.js
```

```
\generic\UI\Pages\Popup\VPUIEmail.js  
\generic\UI\Pages\Popup\VPUIPrint.js  
\generic\UI\Pages\Popup\VPUISaveAs.js  
\generic\UI\Pages\Popup\Popup_All.js
```

generic\UICore folder

```
\generic\UICore\JavaScript\VSAPI_All.js  
  
\generic\UICore\JavaScript_Src\VSAPI.js  
\generic\UICore\JavaScript_Src\VSDesignMgr.js  
\generic\UICore\JavaScript_Src\VSHelpers_JS.js  
\generic\UICore\JavaScript_Src\VSMeasurementMgr.js
```

generic\UIConfig folder-

```
\generic\UIConfig\uiconfig.xml
```

4 Compressing Tools Information

Please note always take the backup of all files before performing any compressing operations or running the .bat files.

Please find below steps to compress the files in the respective folder.

1. Extract the contents from the **VP_Compressor.zip** file as provided with this package
2. Copy all the .bat files as per the folder structure in unzip file. Create Tools folder if there is no default Tools folder.
3. As per the changes in the folder Please Run Respective .bat file and you will get the updated minified file respectively in the respective folder as mentioned in the below table.




4. Please find the below Table:1 Compressor Table which gives the information when you run any .bat file from the respective folder. you will get the minified file with which the name and file path.

Table:1 Compressor Table

Sr No	Batch File Path	Batch File to Run	Compressed and updated File Path	Compressed File Name
1	\generic\Core\JavaScript_Src\	Compress_Core.bat	\generic\Core\JavaScript	RPInterface_All.js
2	\generic\UI\Pages\	Compress_UI.bat	\generic\UI\Pages\	_VPUIDashboardFrame_All, _VPUIPlannerFrame_All
3	\generic\UI\Pages\Popup\	Compress_Popup.js.bat	\generic\UI\Pages\Popup\	Popup_All.js
4	\generic\UICore\JavaScript_Src\	Compress_UICore.bat	\generic\UICore\JavaScript\	VSAPI_All.js

5 Tested & Approved Configurations

Please refer to the following environment matrix:

	Approved
	Approved, with known issues
	Not Supported

Windows Operating Systems	Win 7	Win 8.1	Win 10
IE 11			
MS Edge 42.17134.1.0			
Firefox 64 beta (64-bit)			
Chrome 70 (64-bit)			

Mac Operating Systems	Mac OS (High Sierra)	Mac OS (Sierra)
Safari 12.0.1		
Firefox 64 beta (64-bit)		
Chrome 70 (64-bit)		

6 Fixed Issues

ID	Title
237847	VP4.9: Firefox/ Edge/ Safari: Not able to Save, Print, Email the design in 2D format.
232043	Player 7.2.0.54/53- ASM/WASM: 'Print' is not working for 'TOP & FRONT 2D view'
270410	VP4905: Saved Designs are not loading in Chrome 69 version only.
252342	VP 4903: Design thumbnail Images are not displayed in Saved design panel when config SavedDesignIncludeLargeImage is true

7 Known Issues

On Safari, Firefox ,Edge browser the performance of the Print All is lagging(Spinning Happens for long time) because of the ASM/WASM player.